


SECTION E CERTIFICATION

This certification is to be signed by a land surveyor, engineer, or architect who is authorized by state or local law to certify elevation information when the elevation information for Zones A1-A30, AE, AH, A (with BFE), V1-V30, VE, and V (with BFE) is required. Community officials who are authorized by local law or ordinance to provide floodplain management information, may also sign the certification. In the case of Zones AO and A (without a FEMA or community issued BFE), a building official, a property owner, or an owner's representative may also sign the certification.

Reference level diagrams 6, 7 and 8 - Distinguishing Features-If the certifier is unable to certify to breakaway on breakaway wall enclosure size, location of servicing equipment, area use, wall openings, or unfinished area Feature(s), then the Feature(s) shall be included in the certification under Comments below. The diagram number, Section C, Item 1, must still be entered.

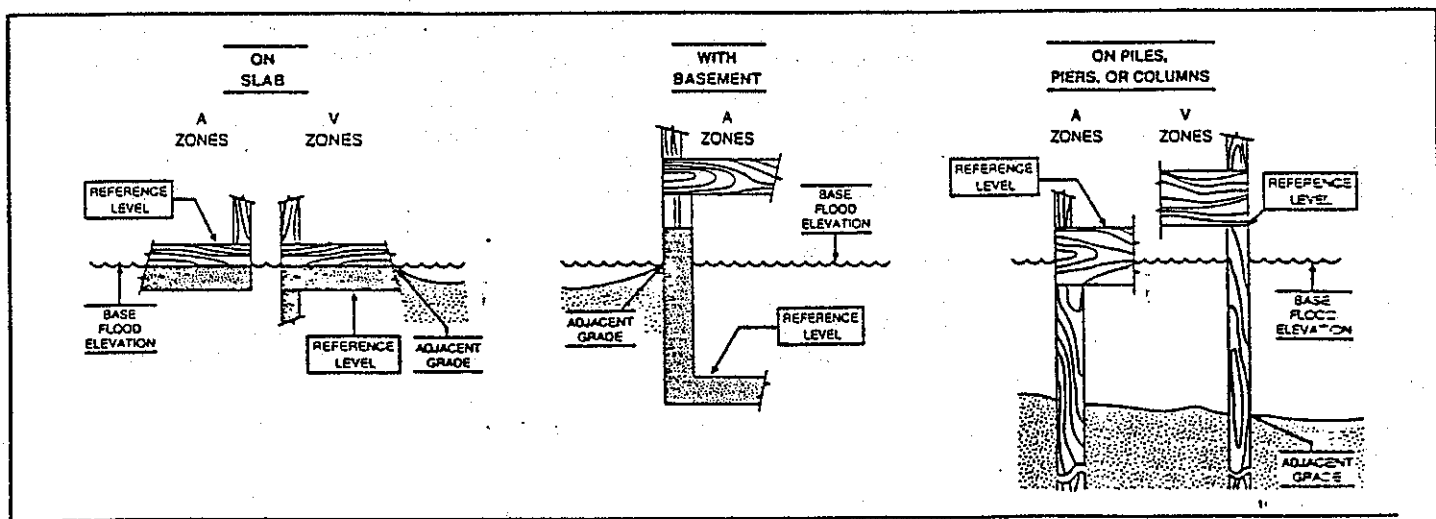

I certify that the information in Sections B and C on this certificate represents my best efforts to interpret the data available. I understand that any false statement may be punishable by fine or imprisonment under 18 U.S. Code, Section 1001.



CERTIFIER'S NAME: CLINTON G. TAIESSE LICENSE NUMBER (or Affix Seal): _____
 TITLE: VICE-PRESIDENT COMPANY NAME: SUMMIT ENGINEERING CORP.
 ADDRESS: 5409 MAE ANNA AVE CITY: RENO STATE: NV ZIP: 89523
 SIGNATURE: [Signature] DATE: 11/12/93 PHONE: (702) 747-8530

Copies should be made of this Certificate for: 1) community official, 2) insurance agent/company, and 3) building owner.

COMMENTS: ELEVATIONS BASED ON ACTUAL FIELD SURVEY (SECTION 2(d) & 6)
FIELD SURVEY BASED ON SUMMIT BENCHMARK WHICH WAS SET
BASED ON NGVD '29 (SECTION C.4)



The diagrams above illustrate the points at which the elevations should be measured in A Zones and V Zones. Elevations for all A Zones should be measured at the top of the reference level floor. Elevations for all V Zones should be measured at the bottom of the lowest horizontal structural member.